

Footprint[®] Worksurfaces & Storage

Kimball[®]Office





The rich satin sheen of dark wood veneer pairs with patterned glass and metallic highlights to create a distinguished office for the busy executive. (Footprint shown with Xsite)

Product specifications: Fabric tiles: Linen Thunder; Xsite Traxx, Slat tile, Work tools, Arc pull: Platinum Metallic; Softened edge worksurfaces and Square profile storage: Espresso Walnut; Overhead storage: Linear Vertical glass; Seating: Skye, Platinum Metallic, Indulgence Tuxedo.

Organize. Enable. Integrate.

Our versatile portfolio of **worksurfaces**, **storage** and **tables** will hold anything and go everywhere — from freestanding applications to Traxx or panel-based. They're built tough and come in a variety of space-saving, chaos-taming shapes, edges, and interior configurations to help you work more comfortably. And you can get them in materials and finishes that **coordinate across product lines**. Now you have lots of ways to design comfortable and inviting environments that people want to work in, and best of all they **integrate perfectly** with all Kimball Office panels and Traxx.



Clean, no fuss thermofoil worksurfaces coordinate beautifully with painted metal, laminate or wood storage components.
(Footprint shown with Traxx)

Product specifications: Fabric tiles: Repetition Willow; Traxx: Platinum Metallic; Slat tile, Flat profile storage: Patina Metallic, Arc pull, Satin Nickel;
Worksurfaces: Antique White Thermofoil; Seating: Skye & Acapella, Confetti Grass.



Footprint modular casegoods for freestanding applications are created with Footprint worksurfaces and storage components. You have complete flexibility to mix and match thermofoil, metal, laminate and wood.

Footprint worksurfaces, storage and support components handsomely and efficiently take up residence in the private office as well as the open plan. With surface materials to meet every requirement — from ergonomic and practical, to curvaceous and good-looking — you can design freestanding casegoods or systems environments that satisfy any work style or design aesthetic.



Project a custom-designed wood casegoods appearance using standard Footprint worksurfaces, storage and support components. (Footprint shown with Traxx)

Product specifications: Worksurfaces with Softened edge and Square profile storage, Espresso Walnut, Bar pull, Silver Stipple; Slat tile: Taupe Metallic; Seating: Stature, Indulgence Tuxedo & Arpeggio, Infinity Pepper.



Worksurfaces come in a variety of shapes, materials, finishes and edge treatments to integrate with all Kimball Office systems.



Wire manager provides a convenient channel for routing cables without the need for grommets.

Edge Details

- Worksurfaces are available in wood, laminate or thermofoil with a variety of edge details.
- An ergonomic sloped edge is featured on thermofoil worksurfaces.
- There are a multitude of sizes and shapes—from rectilinear and arc to unique curvilinear shapes—to create environments that suit every workstyle and function.
- Worksurfaces with a wire manager along the back may be specified for use with panels or Traxx, or choose single or double rim worksurfaces for freestanding applications.
- An assortment of mobile tables for training, teaming, and extra office surface come in interesting shapes like crescent, hexagon, trapezoid, and tri-star. Plus—round, square, rectangular and racetrack table tops pair with a full complement of bases to help you outfit any conference or meeting room.

1 $\frac{1}{16}$ " thickness




Laminate with wood rim, Softened edge



Wood with wood rim, Softened edge



Laminate with PVC edge



Thermofoil with Sloped edge

1 $\frac{1}{16}$ " thickness



Laminate with wood rim, Softened edge




Wood with wood rim, Softened edge



Laminate with PVC edge




Laminate with Waterfall edge



Wood (shown) or laminate with Scalloped edge



Wood (shown) or laminate with Transitional edge



Wood (shown) or laminate with Reed edge



Square Profile
Wood (shown),
or laminate



Radius Profile
Laminate (shown),
wood or laminate
with wood front



Flat Front Profile
Metal



Eclipse Profile
Metal with
thermofoil front



Mobile Wire Pedestal
Metal

Drawer Pulls

- Material options for undersurface storage will suit every aesthetic and durability need: wood, laminate, wood/laminate combination, metal, metal/thermofoil combination or mobile wire. A selection of pulls complement each storage profile.
- Undersurface storage includes configurations of box, file and lateral file drawers, bookcases and hinged door storage cabinets.
- Vertical storage consists of lateral files, wardrobes, bookcases and combination units.
- Active storage includes mobile pedestals with organizer tops, cushioned tops and wire pedestals, even with A-frame marker board tops.

Square Profile



Arc




Bar



Taco



Wire



Transitional
(wood only)


Radius Profile



Waterfall



Horizontal



Vertical
(wood only)

Flat Front Profile



Arc



Bevel



Full



Rail

Eclipse Profile



Integrated



Whether you need to file away reports, organize spreadsheets or archive research documents, our **storage options** have you covered.

Overhead Storage Profiles

- Overhead storage material choices include: wood, laminate, wood/laminate combination, glass doors on wood or laminate cabinets, metal, metal/translucent combination or metal/fabric-covered fronts.
- Overhead storage includes cabinets with hinged, flipper or receding doors; highback organizers and shelves.
- All overheads can be mounted to Traxx, Xsite or Cetra panels with the use of appropriate bracketry. Interworks panels will accept bevel and lunar profile overheads.
- Filler and finish panels help you achieve a built-in look without calling a carpenter.
- Task, ambient, and directional lighting; work tools, carousels and storage accessories, keyboard adjusters and even a footrest, complete the well-equipped work space.

Square Profile



Hinged Door
Wood (shown)
or laminate



Hinged Door
Wood with glass front
(shown) or laminate
with glass front



Flipper Door
Wood (shown)
or laminate

Radius Profile



Flipper Door
Laminate (shown),
wood, or laminate
with wood front

Lunar Profile



Flipper Door
Metal



Flipper Door
Metal with
translucent front

Curved Profile



Flipper Door
Laminate with metal
front (non-perforated)



Flipper Door
Laminate with metal
front (perforated)

Bevel Profile



Receding Door
Metal



Receding Door
Metal with fabric front

Kimball® Office. A place that works for you.



To view all the options and finishes available on Footprint Worksurfaces and Storage, ask your Kimball Office representative to render it in **e-magine**, our planning, specification and visualization software. For your planning convenience, the arrangements found in this brochure are available as preconfigured typicals in e-magine.

www.kimballoffice.com

A Unit of Kimball International 1600 Royal Street Jasper, Indiana 47549 800.482.1818

Due to the limitations of the printing process, printed colors may vary from actual finish samples. Product details and other data are subject to change without notice. Your Customer Care Team will be happy to answer any questions you may have.

Cover product specifications: Fabric panels: Terra Plus Shale; Overheads: Lunar, Cloud; Worksurface: Storm laminate, PVC edge; Vertical storage: Flat profile, Environmental Grey, Arc pull, Platinum Metallic; Undersurface storage: Eclipse profile, Cloud; Work tools: Platinum Metallic; Seating: Coliseum, Shenanigans Tom Foolery.